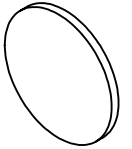


NOTES:

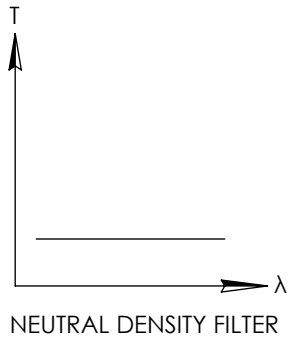
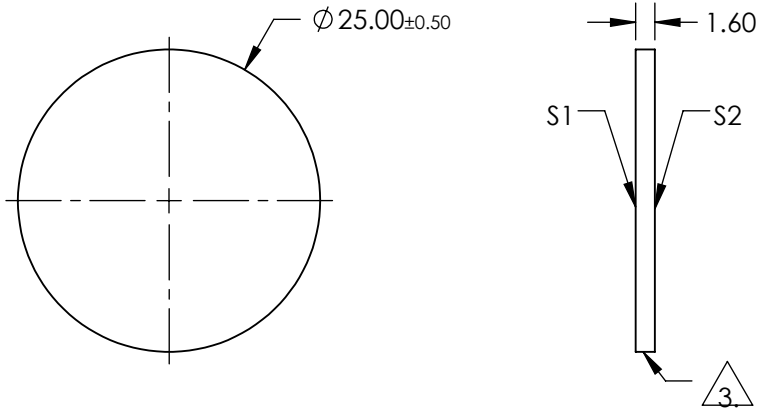
1. SUBSTRATE:  
FLOAT GLASS
2. COATING (APPLY ACROSS COATING APERTURE):  
S1: INCONEL  
S2: NONE

**FOR INFORMATION ONLY:  
DO NOT MANUFACTURE  
PARTS TO THIS DRAWING**



 FINE GRIND SURFACE

4. POWER, IRREGULARITY, AND SURFACE QUALITY SPECIFICATIONS  
APPLY ACROSS CLEAR APERTURE
5. ROHS COMPLIANT



SPECIFICATIONS SUBJECT TO CHANGE WITHOUT NOTICE  
DIMENSIONS ARE FOR REFERENCE ONLY

 **Edmund Optics®**

	S1	S2
SHAPE	PLANO	PLANO
SURFACE QUALITY	80-50	80-50
BLOCKING WAVELENGTH	400 - 700	400 - 700
BEVEL	PROTECTIVE AS NEEDED	PROTECTIVE AS NEEDED

THIRD ANGLE PROJECTION 

ALL DIMS IN mm

TITLE OD 0.5, Ø25mm REFLECTIVE ND FILTER

DWG NO 30934

SHEET 1 OF 1